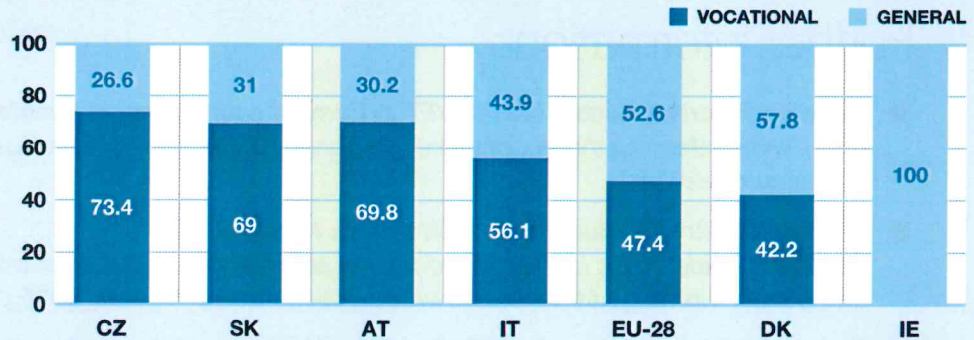


## Education and training in figures

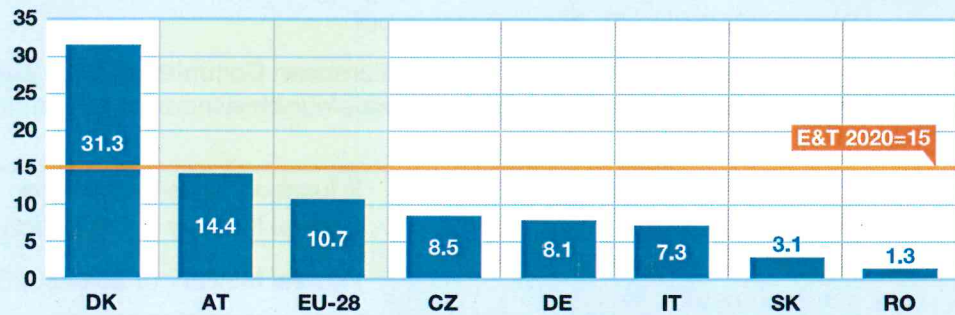
**Upper secondary students (ISCED 2011 level 3) enrolled in vocational and general programmes**  
% of all students in upper secondary education, 2014



NB: 47.4% is the provisional weighted EU average for 2014 based on available country data (27 countries). In Ireland it is possible to proceed to apprenticeship training following completion of lower secondary education (ISCED 2), but most learners continue to complete upper secondary education, which is general, rather than vocational, in nature.

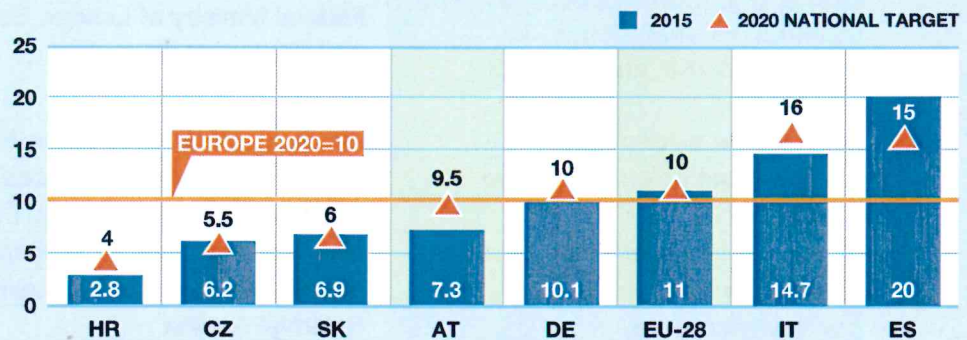
Source: Cedefop calculations, based on Eurostat, UOE data collection on education systems, date of extraction 6.12.2016.

**Lifelong learning**  
% of population aged 25 to 64 participating in education and training over the four weeks prior to the survey, 2015



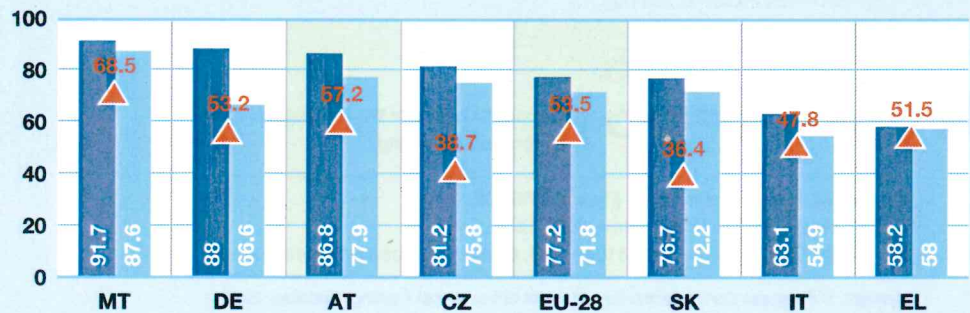
Source: Eurostat, labour force survey, date of extraction 6.12.2016.

**Early leavers from education and training**  
% of early leavers from education and training, 2015



NB: Low reliability in HR; definition for national target differs in SK, DE and ES.  
Source: Eurostat labour force survey, date of extraction 6.12.2016.

**Employment rates of young graduates (20 to 34 years old) no longer in education and training, 2015**



■ Upper vocational secondary and post-secondary non-tertiary education (levels 3 and 4)  
■ Upper general secondary and post-secondary non-tertiary education (levels 3 and 4)  
▲ Less than primary, primary and lower secondary education (levels 0-2)

Source: Eurostat, EU labour force survey, date of extraction 14.10.2016.